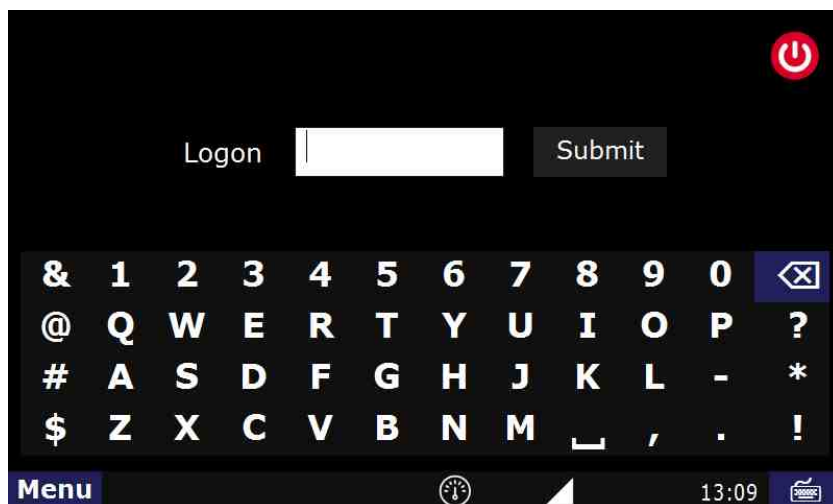


How-to Log into the ELD

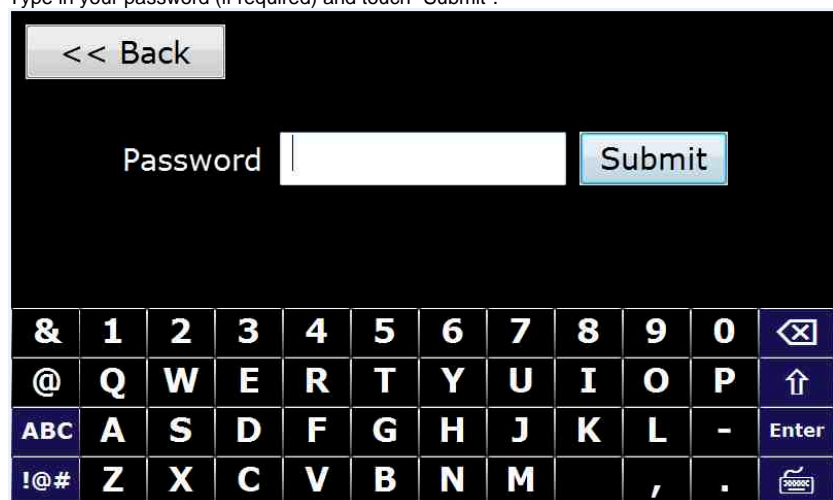
How-to Log into the ELD

Step-by-step guide

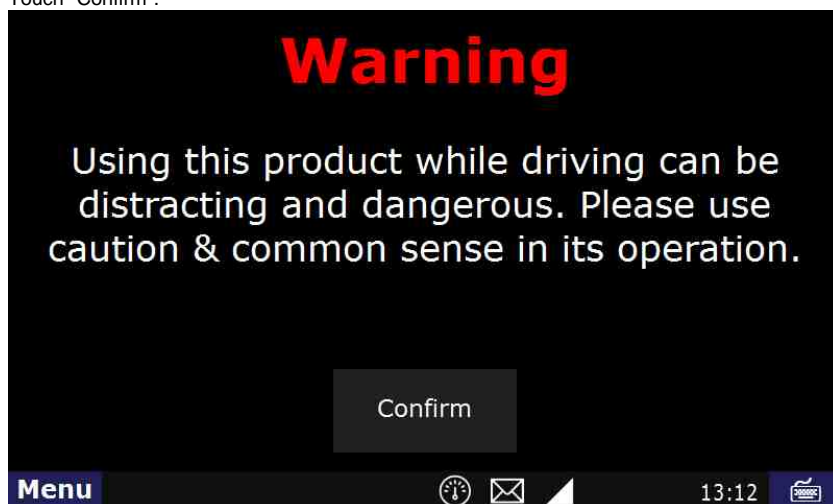
1. Turn on your ignition.
2. Log in with your driver code.



3. Type in your password (if required) and touch "Submit".



4. Touch "Confirm".



You are now logged in and ready to use any of our apps.

Related articles

- [How does the unit warn for Personal Use limits?](#)
- [How-to send HOS ELD logs to Enforcement Officer for Roadside Audit](#)
- [Why do I see events from other trucks on my log for today?](#)
- [Who can Certify an HOS log?](#)

How-to Log into the ELD

- [What is Required to Trigger an Auto-Arrival \(Workflow\)?](#)

[Back to The Top Home](#)