

# FleetWatcher, How-to Find the Vehicle/Driver Info Page

## How-to Find the Vehicle/Driver Info Page

### Step-by-step guide

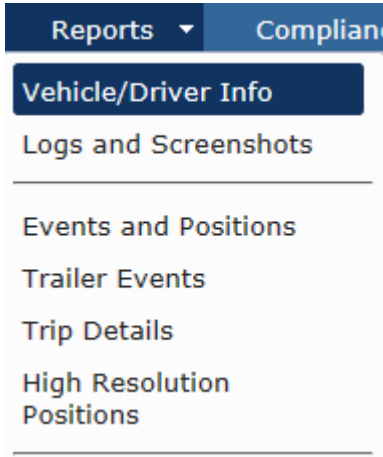
1. Login to FleetWatcher.



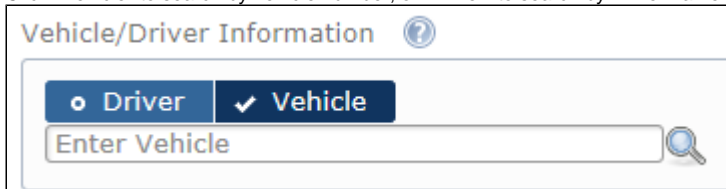
2. Click on "Reports"



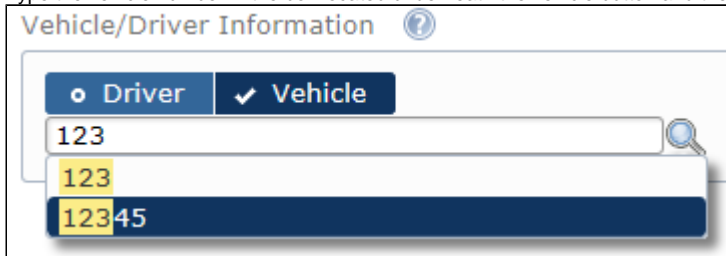
3. Click on "Vehicle/Driver Info"



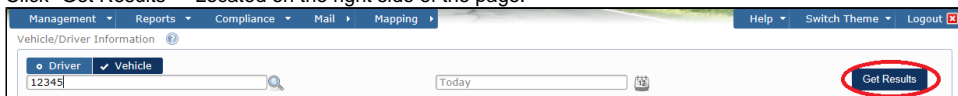
4. Click "Vehicle" to search by vehicle number, or "Driver" to search by Driver name or code.



5. Type the vehicle number in the box located underneath the vehicle button and then click on the vehicle number.



6. Click "Get Results" – Located on the right side of the page.



# FleetWatcher, How-to Find the Vehicle/Driver Info Page

7. You are now on the Vehicle/Driver Info page.

The screenshot shows the FleetWatcher interface. At the top, there's a navigation bar with tabs: Management, Reports, Compliance, Mail, and Mapping. Below this is a search bar with 'Driver' and 'Vehicle' tabs, and a search input containing '12345'. A 'Get Results' button is to the right. Below the search bar is a row of action buttons: Ping Vehicle, Send Message, Send Settings, Request HOS Logs, Request EODR, Log Off Driver, Reboot Unit, Req ELD Logs, Req Registration, Req HR Inventory, Req DR Inventory, Upload HOS Logs, and Screen Capture. Below the action buttons is a tabbed interface with 'Information', 'Statuses', 'Messages', 'Fault Codes', 'Patch History', and 'DVIR'. The 'Information' tab is selected, showing details for vehicle 12345 and driver information.

Vehicle		Driver	
Name:	12345	Name:	N/A
Truck/PCID:	320	UserID:	N/A
VIN:	N/A	Email:	N/A
Odometer:	N/A (as of 7/10/14)	Logged On:	N/A
Location:	2010 S Milestone Dr, Salt Lake City, UT 84103, United States	Active:	N/A
Last GPS Time:	7/7/2014 3:35:21 PM	Last Logon:	N/A
Last Hq Time:	7/18/2014 10:31:47 AM	Last File Sync Update:	N/A
Power Status:	ON	Settings Group:	N/A
Logged On:	No (Last Driver: )	Terminal:	N/A
Ignition:	N/A	Time Zone:	N/A
Location:	N/A	Uses Daylight Savings:	N/A
Date:	N/A		
Last Status:	N/A		
Version:	5.21.02		
Device Type:	TND 760		
Transport:	WH1		
Serial Number:	191408		
Terminal:	N/A		
Groups:	Default (Settings)		
	Default (Equipment)		
	Default (Patch)		
Tagged For...:	Settings		
Queued Patch (s):	None		

## Related articles

- [How-to Add a Company and Terminal](#)
- [FleetWatcher, How-to Enter a Route in New DTNav](#)
- [Which Web Browsers for FleetWatcher Does DriverTech Support?](#)
- [What do the icons in the Log Overview report mean?](#)
- [FleetWatcher, How does it determine which speed reading will be reported?](#)

[Back to The Top](#)

[Home](#)