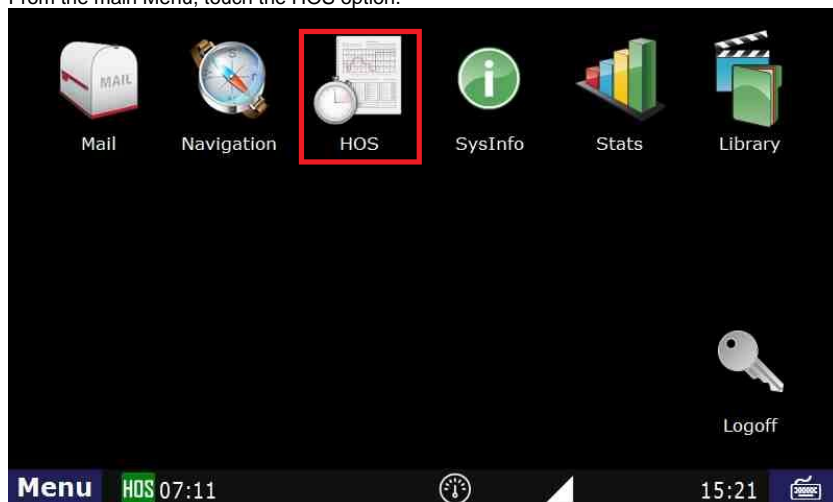


How-to go into Sleeper Berth

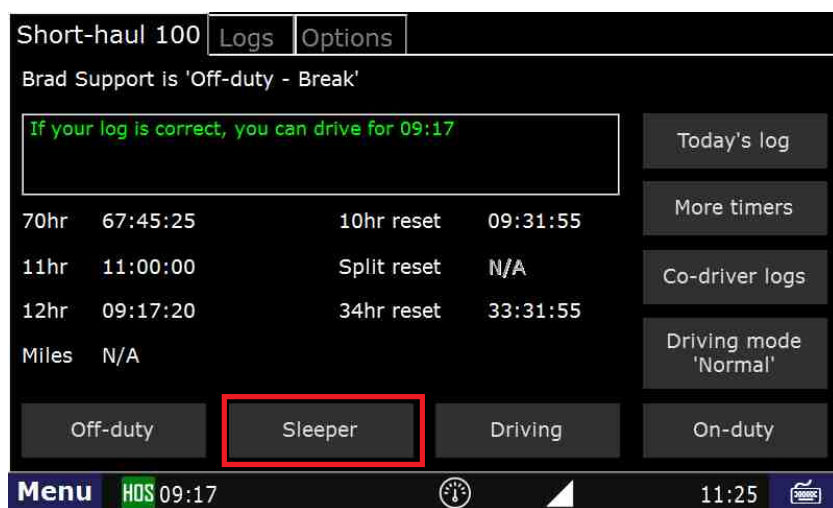
How-to go into Sleeper Berth

Step-by-step guide

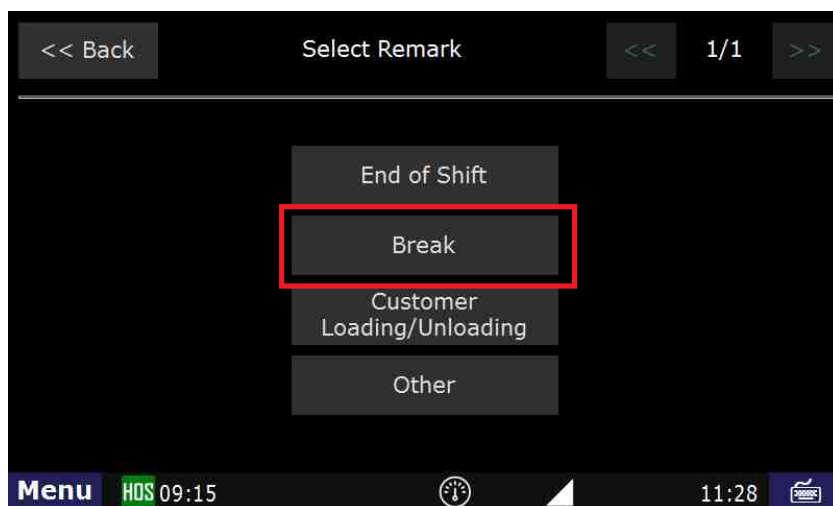
1. From the main Menu, touch the HOS option.



2. From the US-8 screen, touch "Sleeper".



3. Next touch "End of Shift" if your duty day is complete, "Break" if you are taking a break, or "Other" for any other circumstance. In this example, we will touch "Break".



How-to go into Sleeper Berth

4. Review the details on the next screen. If correct, touch "Submit".

<< Back Submit

Time 11:27 More...

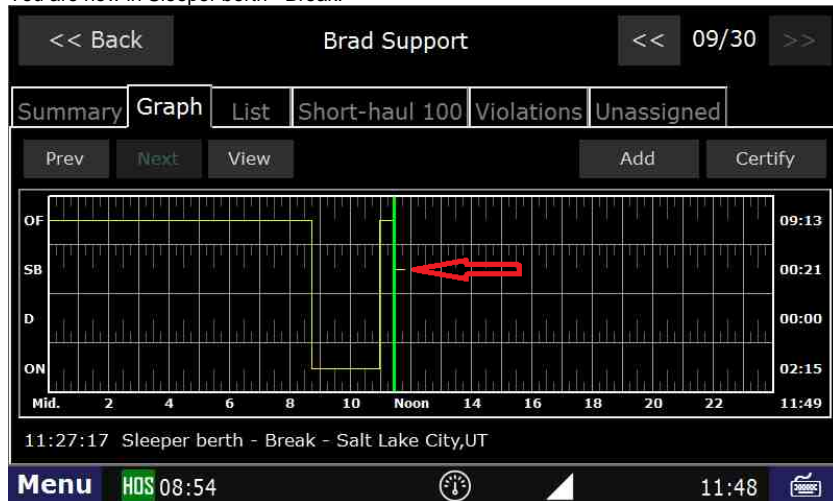
Status Sleeper berth

Location Salt Lake City,UT

Remark Break

Menu HOS 08:57 11:45

5. You are now in Sleeper berth - Break.



Related articles

- [How does the unit warn for Personal Use limits?](#)
- [How-to send HOS ELD logs to Enforcement Officer for Roadside Audit](#)
- [FleetWatcher, How-to Enter a Route in New DTNav](#)
- [Why do I see events from other trucks on my log for today?](#)
- [Who can Certify an HOS log?](#)

[Back to The Top](#)

[Home](#)