

Landmark and Geofence Events

Provides summary and detail of Landmark Geofence Entry, Duration and Exit Events

- Requirements
- Grid Layout
 - Landmark Events Summary Row & Individual Event Row
 - Summary Row:
 - Individual Event Row(s):
- Customize Columns
 - Reorder, Add and/or Remove any columns on the Summary Rows by click on the 'Columns' button
 - Reorder, Add and/or Remove any columns on the Individual Event Rows by click on the " button

Landmark Events will only be generated from ELD running v6.06+

Landmark Summary (Parent)

Export To Excel

Landmark Name	Truck	Driver	Entered On	Last / Exit On	Entry Location	Duration	Detention	Miles	Fuel	Engine Time	Idle Time
+ AutoZone Long Name(DTQA181612		DT Quality C, DTQC	2/1/2019 11:09	2/1/2019 11:21	2.6 S of Salt Lake City, UT	00:12:03	✓	0	0	-	-
+ DriverTech LLC	DTQA181612	DT Quality C, DTQC	2/13/2019 10:08	2/13/2019 18:13	3.7 NE of West Valley City, UT	08:04:52	✓	0	1	00:00:01	-
- ALERT	DTQA181628	DriverTech Quality A, DTQA	2/11/2019 12:07	2/11/2019 12:12	3.1 SW of Salt Lake City, UT	00:05:10	✓	0	0	-	-

Driver

Occurred On

Duration

Position

Event Type

Odometer

Miles

Speed

Fuel

Engine Time

Idle Time

Trailers

Lifetime Fuel

Fuel Primary

DriverTech Quality A, DTQA	2/11/2019 12:07	-	3.1 SW of Salt Lake City, UT	Entry	0	0	38	0	-	-	-	0	0.0%
DriverTech Quality A, DTQA	2/11/2019 12:12	00:05:00	2.8 SW of Salt Lake City, UT	Detention (5 mins)	0	0	3	0	-	-	-	0	0.0%
DriverTech Quality A, DTQA	2/11/2019 12:12	00:05:10	2.8 SW of Salt Lake City, UT	Exit	0	0	3	0	-	-	-	0	0.0%
+ COSTCOSLC	DTQA181612	DT Quality C, DTQC	2/2/2019 14:40	2/2/2019 15:07	1.9 N of South Salt Lake, UT	00:26:10	✓	3	0	00:00:02	-	-	-
+ COSTCOSLC	DTQA181612	DT Quality C, DTQC	2/10/2019 14:58	2/10/2019 15:30	1.8 N of South Salt Lake, UT	00:32:13	✓	1	0	00:00:01	-	-	-
+ DriverTech LLC	DTACREV7A		12/31/2007 18:10	2/1/2019 00:00	3.7 NE of West Valley City, UT	77181:49:32	✓	0	0	72:03:01	11:49:12	-	-
+ DriverTech LLC	1820		1/31/2019 22:57	2/1/2019 15:27	3.7 NE of West Valley City, UT	16:30:41	✓	0	0	-	-	-	-
+ DriverTech LLC	DTQA181612	DT Quality C, DTQC	2/1/2019 11:09	2/1/2019 11:21	2.6 S of Salt Lake City, UT	00:12:03	✓	0	0	-	-	-	-

Individual Child Landmark Events (Subgrid)

Landmark Events Summary Row & Individual Event Row





The Landmark Events grid is made up of the main 'Parent' Events Summary Rows and the sub-grid 'Child' Individual Event Rows (see image above).

Summary Row:

The parent Summary Row contains the summary information of a particular Landmark for the entirety of time spent inside the Landmark.

Individual Event Row(s):

The child Individual Event Row(s) contain the single event that triggered on the parent Landmark. There are 4 main individual event types:

-  Landmark Entry Event
-  Landmark Exit Event
-  Day Split - Time crossed the midnight boundary of the day while inside the Landmark
-  Detention - Landmark Detention Event triggered

Many columns are sort-able, see image instructions below on how to further customize the columns:

Reorder, Add and/or Remove any columns on the Summary Rows by click on the 'Columns' button

Reorder, Add and/or Remove any columns on the Individual Event Rows by click on the " button

Customize Columns

The screenshot displays the DriverTech application interface. On the left, a table lists various data points, including 'DriverTech_LLC_', 'MARC2', 'Fetah_Basic, fb', and '1/29/'. A red arrow points from the 'Columns' menu item in the top-left corner to the 'Select columns' dialog box. The dialog box, titled 'Select columns', shows a list of 12 items selected, including 'Landmark Name', 'Truck', 'Driver', 'Entered On', 'Last / Exit On', 'Entry Location', 'Duration', 'Detention', 'Miles', 'Engine Time', and 'Idle Time'. A red arrow also points from the 'Driver' item in the list to the 'Driver' item in the 'Select columns' dialog box. On the right, a 'Columns' menu is visible, showing a list of 15 items selected, including 'Landmark Name', 'Driver', 'Occurred On', 'Position', 'Detention', 'Speed', 'Trailers', 'Event Type', 'Odometer', 'Miles', 'Fuel', 'Engine Time', 'Idle Time', 'Lifetime Fuel', and 'Fuel Primary'. A red arrow points from the 'Driver' item in the 'Columns' menu to the 'Driver' item in the 'Select columns' dialog box.

Select columns

12 items selected Remove all Add all

- Landmark Name
- Truck
- Driver
- Entered On
- Last / Exit On
- Entry Location
- Duration
- Detention
- Miles
- Engine Time
- Idle Time

Ok Cancel

Columns

15 items selected

- Landmark Name
- Driver
- Occurred On
- Position
- Detention
- Speed
- Trailers
- Event Type
- Odometer
- Miles
- Fuel
- Engine Time
- Idle Time
- Lifetime Fuel
- Fuel Primary