

# FleetWatcher, How-to Find the Vehicle/Driver Info Page

## How-to Find the Vehicle/Driver Info Page

### Step-by-step guide

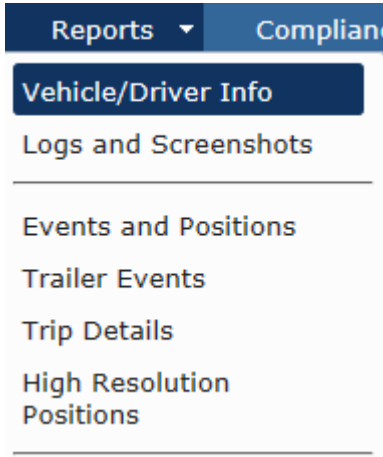
1. Login to FleetWatcher.



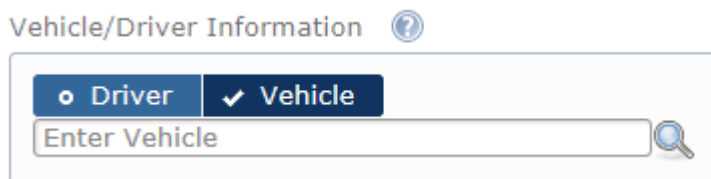
2. Click on "Reports"



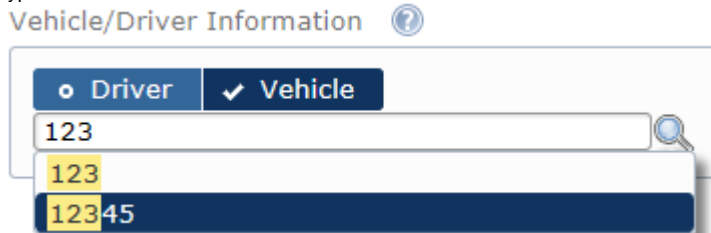
3. Click on "Vehicle/Driver Info"



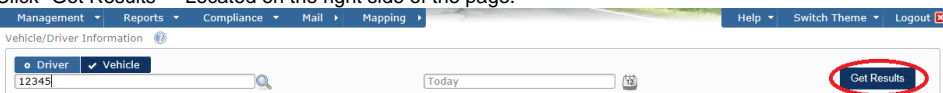
4. Click "Vehicle" to search by vehicle number, or "Driver" to search by Driver name or code.



5. Type the vehicle number in the box located underneath the vehicle button and then click on the vehicle number.



6. Click "Get Results" – Located on the right side of the page.



# FleetWatcher, How-to Find the Vehicle/Driver Info Page

7. You are now on the Vehicle/Driver Info page.

The screenshot shows the FleetWatcher web interface. At the top, there's a navigation bar with links like Management, Reports, Compliance, Mail, Mapping, Help, Switch Theme, and Logout. Below this is a search bar with 'Driver' and 'Vehicle' tabs, and a search input containing '12345'. The main content area is divided into two columns. The left column, under the 'Vehicle' tab, displays details for vehicle 12345, including Name, VIN, Odometer, Location, Last GPS Time, Last Hq Time, Power Status, Logged On, Ignition, Last Status, Version, Transport, Serial Number, Terminal, Groups, and Tagged For. The right column, under the 'Driver' tab, displays details for the driver, including Name, Email, Logged On, Active, Last Login, Last File Sync, Update, Settings Group, Terminal, and Time Zone. The interface also features a toolbar with various action buttons like Ring Vehicle, Send Message, Send Settings, Request HOS Logs, Request EODR, Log Out Driver, Upload File, Req SLD Logs, Req Registration, Req W9 Inventory, Req BW Inventory, Upload HOS Logs, and Screen Capture.

**Vehicle Information:**

Vehicle: 12345

Name: 12345  
Truck/PCID: 320  
VIN: N/A  
Odometer: N/A  
Location: 2010 S Millstone Dr, Salt Lake City, UT 84104, United States  
Last GPS Time: 7/7/2014 3:35:21 PM  
Last Hq Time: 7/18/2014 10:31:47 AM  
Power Status: OFF  
Logged On: No (Last Driver: )  
Ignition: N/A  
Last Status: N/A  
Version: 5.31.02  
Transport: W91  
Serial Number: 101408  
Terminal: N/A  
Groups: Default (Settings), Default (Equipment), Default (Patch)  
Tagged For...: Settings  
Queued Patch (s): None

**Driver Information:**

Driver: N/A  
Name: N/A  
Email: N/A  
Logged On: N/A  
Active: N/A  
Last Login: N/A  
Last File Sync: N/A  
Update: N/A  
Settings Group: N/A  
Terminal: N/A  
Time Zone: N/A  
Uses Daylight Savings: N/A

## Related articles

- [How-to Add a Company and Terminal](#)
- [FleetWatcher, How-to Enter a Route in New DTNav](#)
- [Which Web Browsers for FleetWatcher Does DriverTech Support?](#)
- [What do the icons in the Log Overview report mean?](#)
- [FleetWatcher, How does it determine which speed reading will be reported?](#)

[Back to The Top](#)

[Home](#)