

# How-to Register Your Device

## How-to Register Your Device or How-to Add a Vehicle to the Website/FleetWatcher


- The only way to ADD a vehicle to the website is to REGISTER the truck number using the following procedure:

### Step-by-step guide

- When your unregistered device boots up, you will see the following screen:


Serial# 181660  
Data# 4




Truck#  

|     |   |   |   |   |   |   |   |   |   |   |   |
|-----|---|---|---|---|---|---|---|---|---|---|---|
| &   | 1 | 2 | 3 | 4 | 5 | 6 | 7 | 8 | 9 | 0 |  |
| @   | Q | W | E | R | T | Y | U | I | O | P |  |
| ABC | A | S | D | F | G | H | J | K | L | - | Enter   |
| !@# | Z | X | C | V | B | N | M |   | , | . |  |

- Enter your truck number into the field (using the keyboard) and then touch the arrow:

Serial# 181660  
Data# 4


Truck#  




|     |   |   |   |   |   |   |   |   |   |   |   |
|-----|---|---|---|---|---|---|---|---|---|---|---|
| &   | 1 | 2 | 3 | 4 | 5 | 6 | 7 | 8 | 9 | 0 |  |
| @   | Q | W | E | R | T | Y | U | I | O | P |  |
| ABC | A | S | D | F | G | H | J | K | L | - | Enter   |
| !@# | Z | X | C | V | B | N | M |   | , | . |  |

- Touch the arrow again on the "Optional Registration" screen (leave the field blank unless otherwise instructed by your management)

truckpc ( 10.10.10.133, 10.11.0.8 ) - service mode

Serial# 181621  
Data# 467  
Truck# DTACREV7

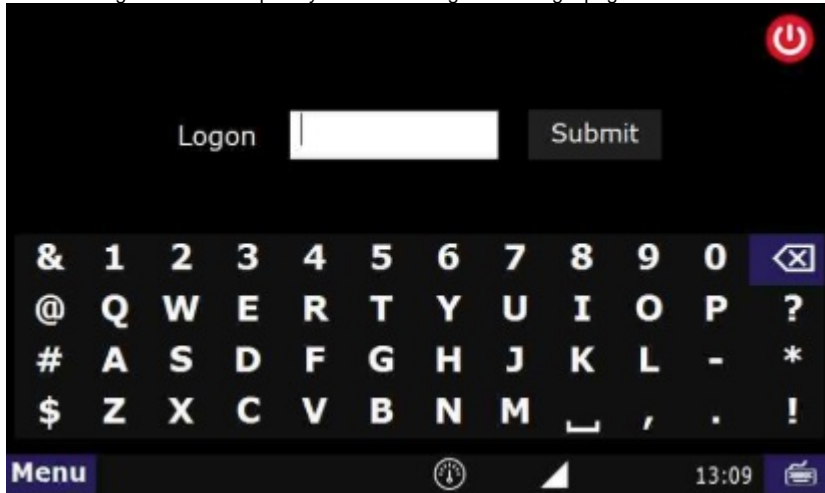
Optional registration#  

|     |   |   |   |   |   |   |   |   |   |   |   |
|-----|---|---|---|---|---|---|---|---|---|---|---|
| &   | 1 | 2 | 3 | 4 | 5 | 6 | 7 | 8 | 9 | 0 |  |
| @   | Q | W | E | R | T | Y | U | I | O | P |  |
| ABC | A | S | D | F | G | H | J | K | L | - | Enter   |
| !@# | Z | X | C | V | B | N | M |   | , | . |  |

- The device will now communicate the new registration to the server. This may take several minutes.

# How-to Register Your Device

5. When the registration is complete you will be brought to the login page:



## Related articles

- [How-to send HOS ELD logs to Enforcement Officer for Roadside Audit](#)
- [How-to change the truck number on your device](#)
- [My touchscreen is not responding. How can I fix it?](#)
- [How-to turn a smartphone into your ELD display screen](#)
- [Device Auto Logging Driver Off](#)

[Back to The Top](#)

[Home](#)