

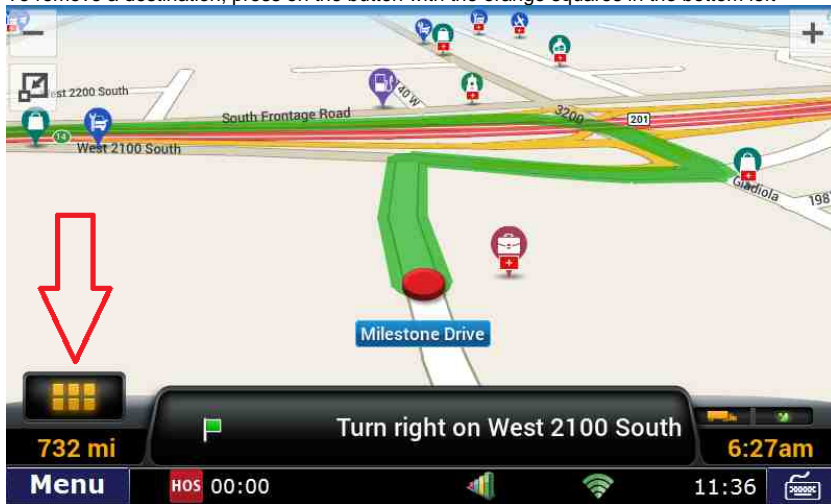
How-to Remove a destination from CoPilot

How-to Remove a destination from CoPilot

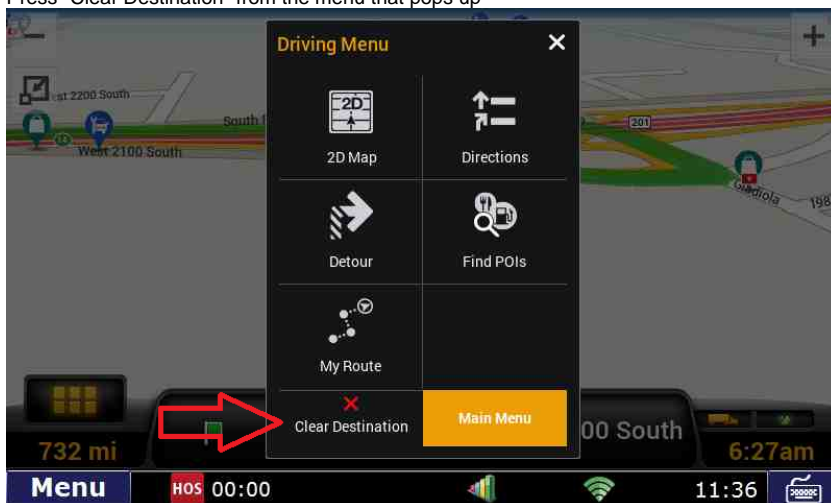
Step-by-step guide

When removing a destination:

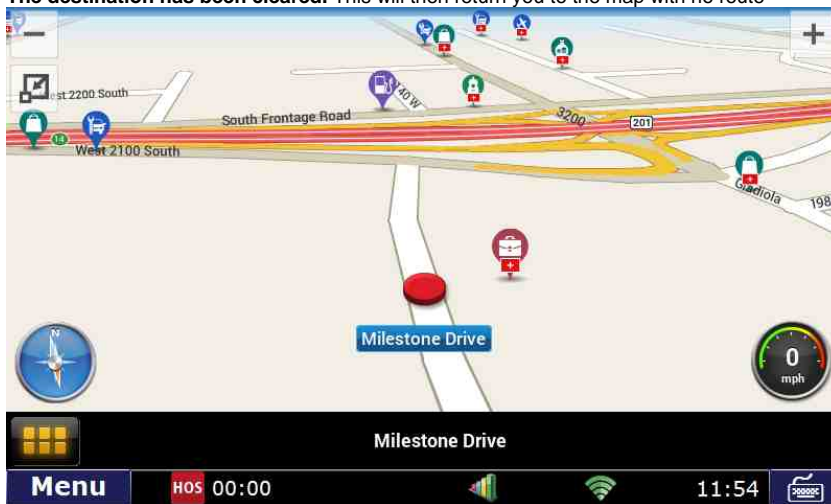
1. To remove a destination, press on the button with the orange squares in the bottom left



2. Press "Clear Destination" from the menu that pops up



3. The destination has been cleared. This will then return you to the map with no route



Related articles

- [Co-Pilot Error Messages](#)

How-to Remove a destination from CoPilot

- [How-to Disable Speed Alerts in DTNav](#)
- [How-to Disable "End of Driving Day" Notification in DTNav](#)
- [How can I change my Co-Pilot resolution back to normal?](#)
- [Copilot Not Getting GPS While GPS Locations are Working](#)

[Back to The Top](#)

[Home](#)