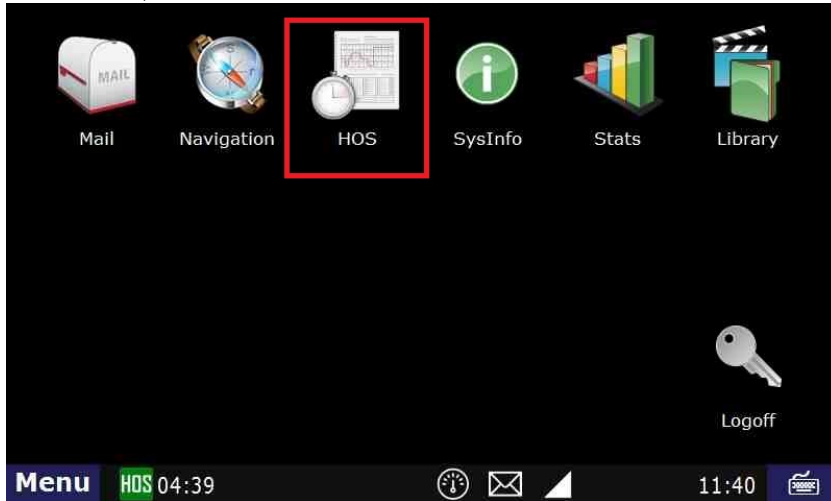
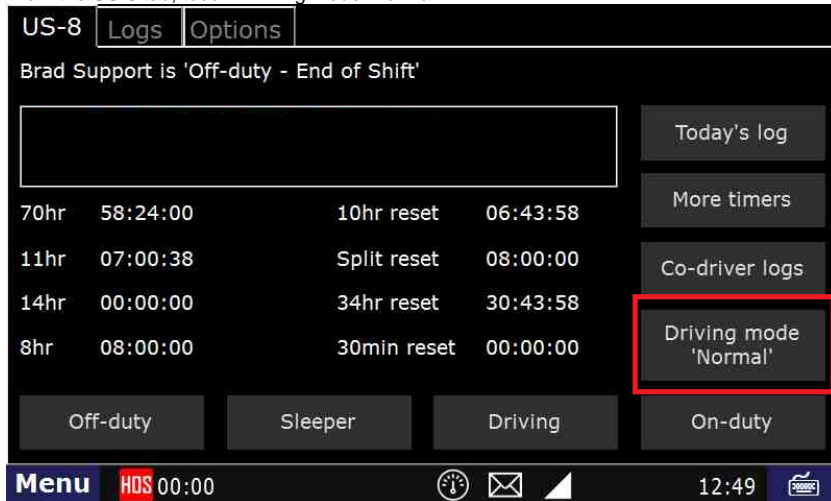


How-to put a truck into Personal Use or Yard Move

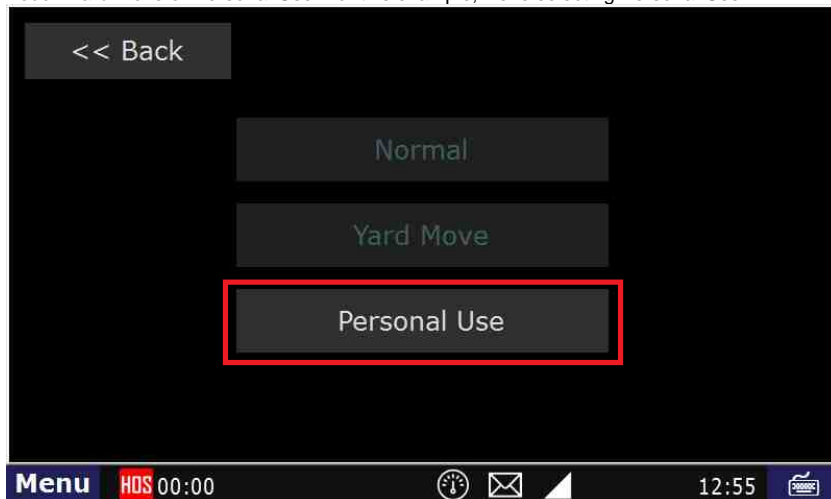
1. From the Menu, click on HOS.



2. From the US-8 tab, touch "Driving mode 'Normal' "



3. Touch Yard Move or Personal Use. For this example, we're selecting Personal Use.



How-to put a truck into Personal Use or Yard Move

4. A screen will come up explaining what is allowed and prohibited. Note: your company may have more restrictive rules than FMCSA, so make sure you verify that with your company Safety department. When you've read this, touch "Yes"

Allowed:

- Traveling between en-route lodging & another location
- Traveling between terminal & home, or home after working offsite
- Moving to the nearest safe location after loading or unloading
- Moving a CMV at the request of a safety official during off-duty

Prohibited:

- Positioning yourself closer to your next dispatch
- Time spent traveling to terminal after loading or unloading
- Time spent transporting a CMV to a facility for maintenance

Do you satisfy the above req. & your company's personal use policy?

Yes No Cancel

Menu **HDS** 00:00 12:59

5. Select a remark explaining the reason for personal use.

<< Back Enter personal use remark? << 1/1 >>

Moving after loading or unloading

Off-Duty Personal Move

Commute to/from home

Law enforcement request

Other

Menu **HDS** 00:00 13:04

6. Once you have made a selection, you will be returned to the US-8 screen, stating that you're OK to drive while in personal use mode

US-8 Logs Options

Brad Support is 'Off-duty - End of Shift'

Your OK to drive while in personal use mode

Today's log

More timers

Co-driver logs

Driving mode 'Personal'

Off-duty Sleeper Driving On-duty

Menu **P** 00:00 13:08