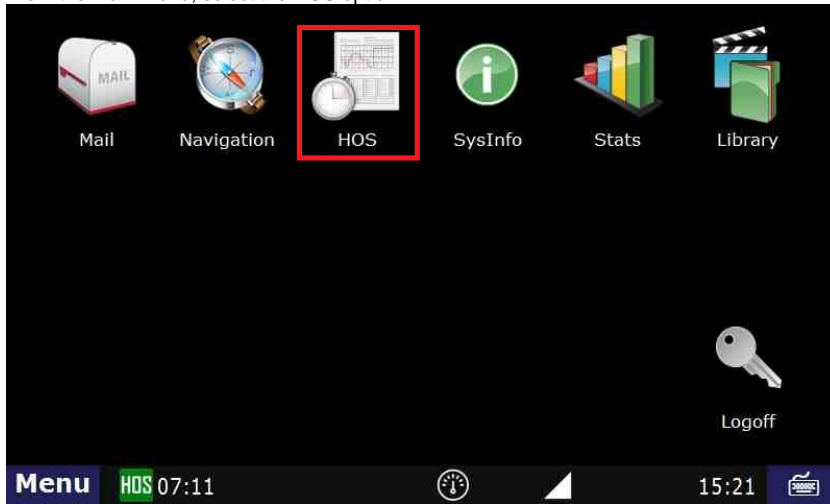


How-to go into Off-duty

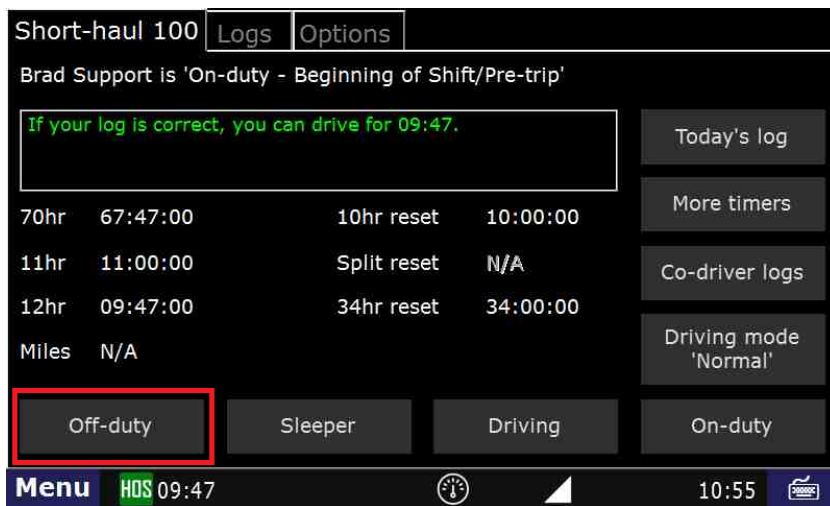
How-to go into Off-duty

Step-by-step guide

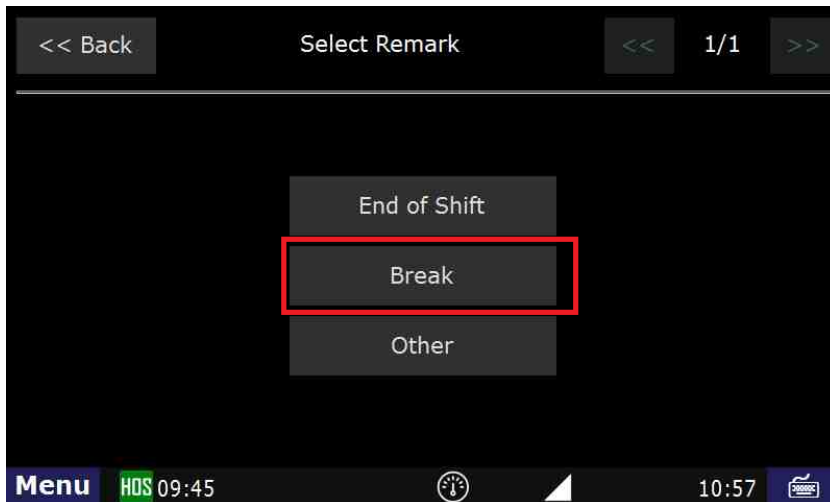
1. From the main Menu, select the **HOS** option.



2. From the US-8 screen (Short-haul 100 if you're local) in HOS, touch **"Off-duty"**

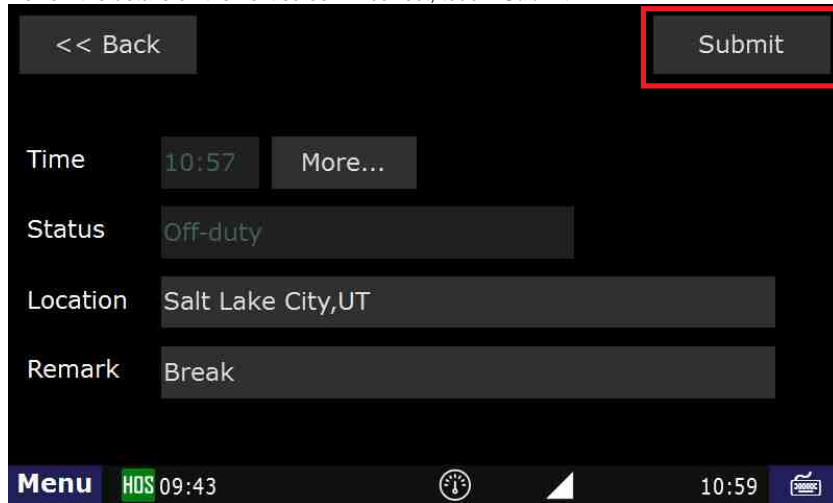


3. Next touch **"End of Shift"** if your duty day is complete, **"Break"** if you are taking a break, or **"Other"** for any other circumstance. In this example we will touch **"Break"**.



How-to go into Off-duty

4. Review the details on the next screen. If correct, touch "Submit".



<< Back

Submit

Time 10:57 More...

Status Off-duty

Location Salt Lake City, UT

Remark Break

Menu HOS 09:43 10:59

You are now in Off-duty, and on break.

Related articles

- [How does the unit warn for Personal Use limits?](#)
- [How-to send HOS ELD logs to Enforcement Officer for Roadside Audit](#)
- [Why do I see events from other trucks on my log for today?](#)
- [Who can Certify an HOS log?](#)
- [What is Required to Trigger an Auto-Arrival \(Workflow\)?](#)

[Back to The Top](#)

[Home](#)