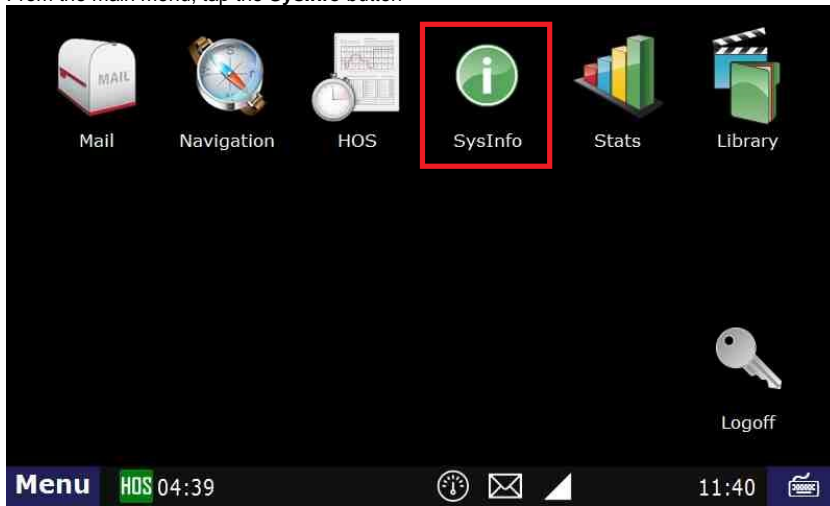
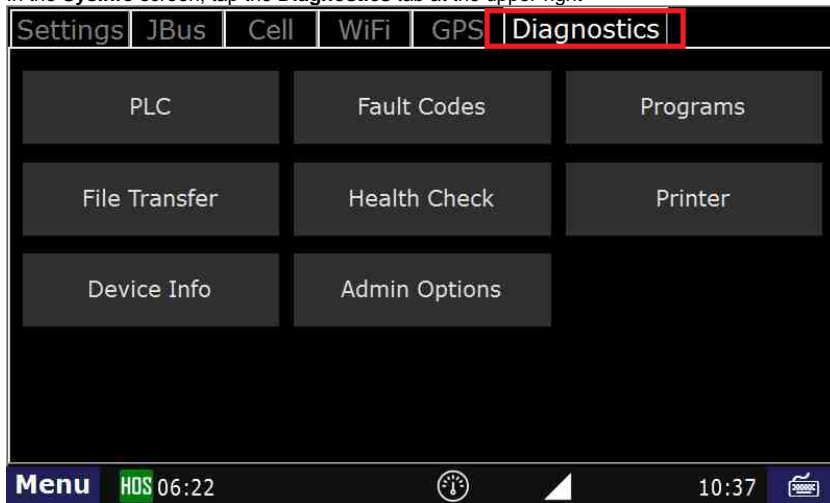


How do I find my truck number in the DT unit?

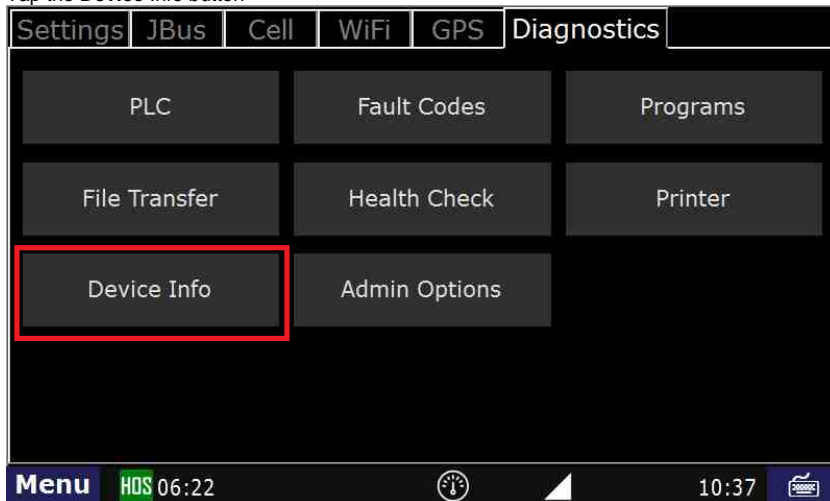
1. From the main menu, tap the **SysInfo** button



2. In the **SysInfo** screen, tap the **Diagnostics** tab at the upper-right



3. Tap the **Device Info** button



How do I find my truck number in the DT unit?

4. In the next screen, you will see "Truck#"



The screenshot shows a mobile application interface with a dark background. On the left, there is a vertical sidebar with a button labeled "<< Back". The main area displays a list of system information items, each with a label on the left and a value on the right. The items are: Customer (DriverTech), Data # (4), Registration #, Truck# (DTBCREV7), Serial# (195112), VIN #, Driver name (Brad Support), Settings (14:13 10/25), Model (DT4R07), DT Core (6.09.06.06), Image (IMG_A_OSIRIS-003.31), Firmware (8.1), and DTNav (1.04.00.00). The row for 'Truck#' is highlighted with a red rectangular border. At the bottom of the screen, there is a status bar with a 'Menu' button, 'HOS 06:20', a clock icon, a signal strength indicator, the time '10:40', and a battery icon.

Customer	DriverTech
Data #	4
Registration #	
Truck#	DTBCREV7
Serial#	195112
VIN #	
Driver name	Brad Support
Settings	14:13 10/25
Model	DT4R07
DT Core	6.09.06.06
Image	IMG_A_OSIRIS-003.31
Firmware	8.1
DTNav	1.04.00.00

Finding the truck number in Sys Info

Related articles

- [Why did my workflow go to my Inbox and not my Work tab?](#)
- [Why can't I add a status when I stop driving?](#)
- [Why am I being auto-removed from Yard Move?](#)
- [Who can Certify an HOS log?](#)
- [What triggers an event that is recorded by the camera?](#)