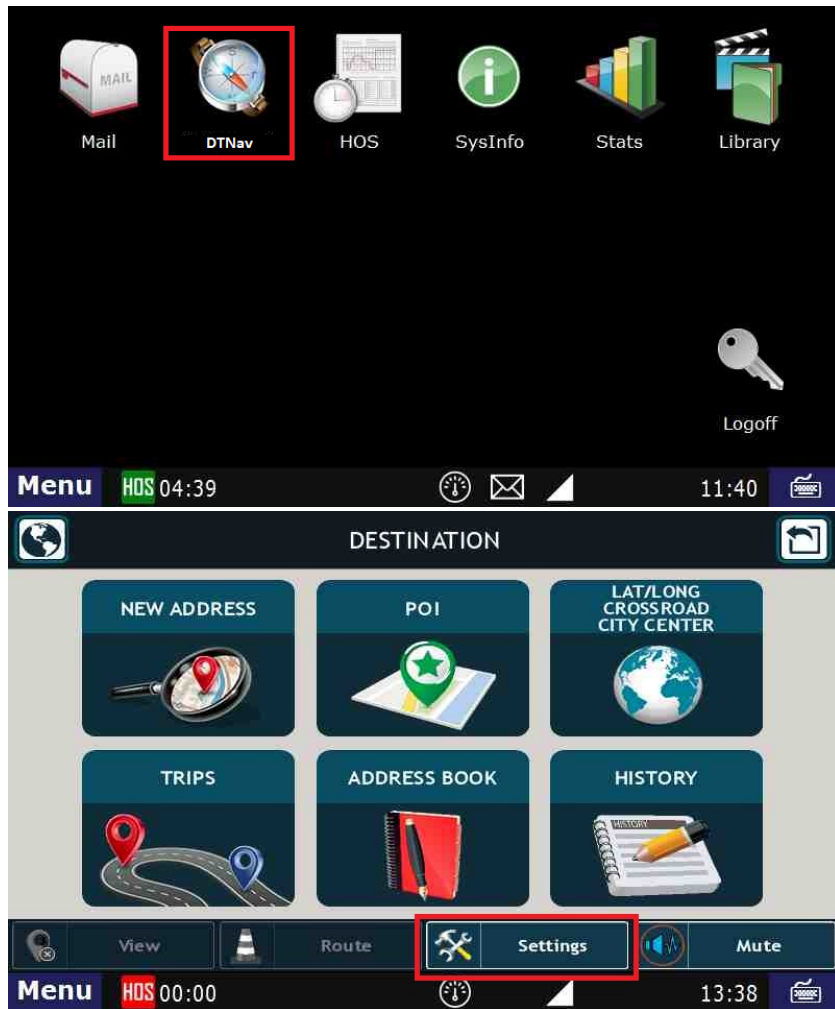


How-to Disable "End of Driving Day" Notification in DTNav

Step-by-step guide

1. From the main menu, enter DTNav. The main DTNav screen has a button for Settings:

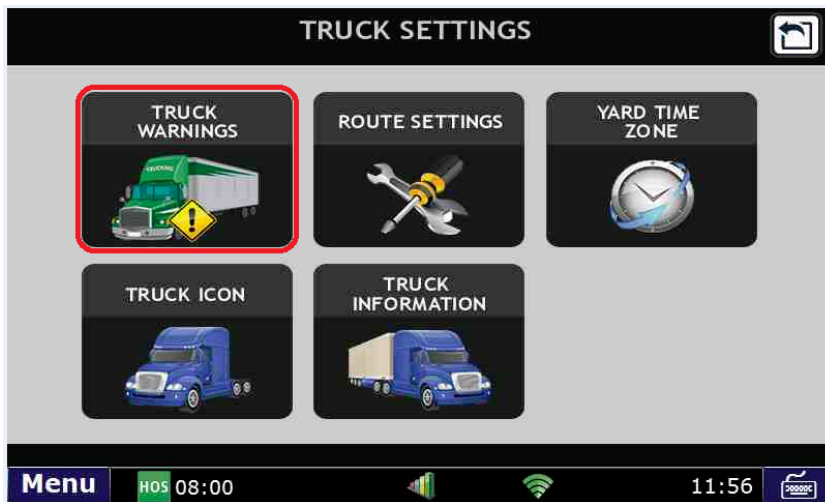


2. After pressing on the Preferences button, you'll want to press on Truck Settings:



3. Then Truck Warnings:

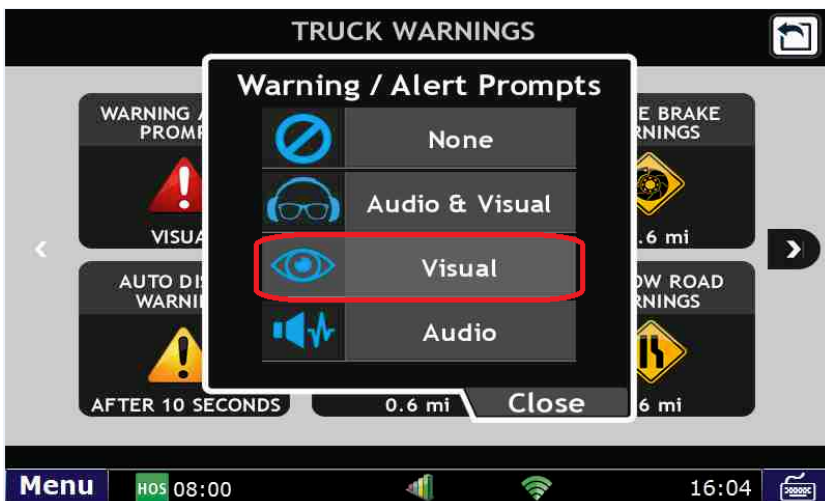
How-to Disable "End of Driving Day" Notification in DTNav



4. Then Warning/Alert Prompts:



5. Select "Visual":



6. The "End of Driving Day" alert will now only be given as a visual prompt.

Related articles

- [How-to send HOS ELD logs to Enforcement Officer for Roadside Audit](#)
- [What is Required to Trigger an Auto-Arrival \(Workflow\)?](#)
- [How-to change the truck number on your device](#)

How-to Disable "End of Driving Day" Notification in DTNav

- [Helpful Pages for New Customers](#)
- [How-to Calibrate Your Screen](#)

[Back to The Top](#)

[Home](#)