


# Green Power light is on - Display is Blank




## Problem:

Unit Power light turns on but Display is Blank

## Solution:

- Verify cables are properly secured in the back of the display and truck.
- **If the LED light is showing on the display:**
  1. Turn off the truck's ignition.
  2. Press and release the power .



3. If no response, press and hold the on/off button for 60 seconds  - then leave turned off for about 2 minutes.
  4. If no response, hold down the Red and Green buttons until you hear music. Then the power button until music is heard again.
  5. Then press and release the power button  and check to see if unit turns on.
  6. If the unit does not turn on, then press and hold the power button  for 30 seconds, and check to see if unit turns on.
- if the problem persists, disconnect power to the TruckPC for approximately 5 minutes.
    1. Unplug power from TruckPC or flip the battery kill switch.
  - **As a last resort**- disconnect power to the TruckPC for approximately 30 minutes
  - Please call technical support if the issue has not been resolved: 866-331-8785

## Related articles

- [My touchscreen is not responding. How can I fix it?](#)
- [How do I Show My Logs to Law Enforcement?](#)
- [Unit Turns Off While Driving](#)
- [Green Power light is on - Display is Blank](#)
- [Bad Touch Screen](#)

[Back to The Top](#)

[Home](#)