


DT Mobile App: How to download and open the DriverTech mobile app

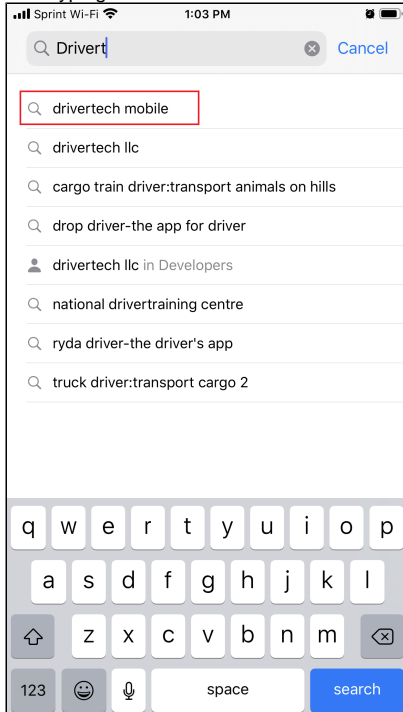


DT Mobile App IO... and Android.pdf

1. iPhone: From the home screen of your phone, tap on the **App Store** icon.

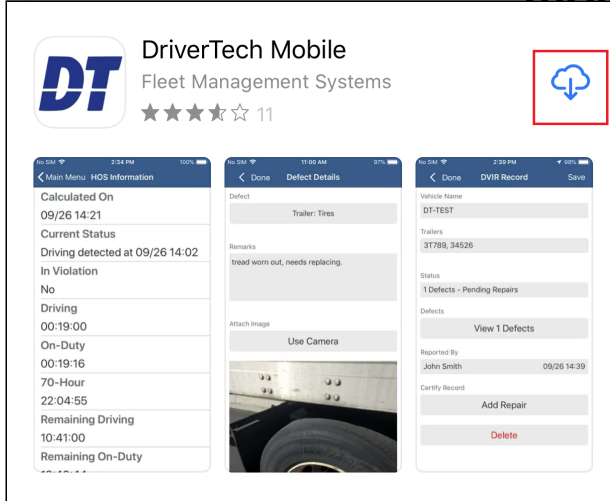


2. Start typing "**Drivertech**" into the search and "**drivertech mobile**" will appear in the search results. Tap on "drivertech mobile"

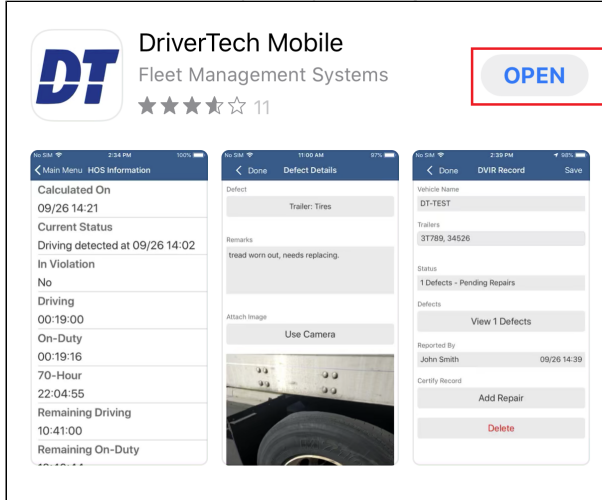


DT Mobile App: How to download and open the DriverTech mobile app

3. Tap on the **Cloud** icon to start the download




4. Once the download is complete, tap on the **"Open"** icon to launch the app



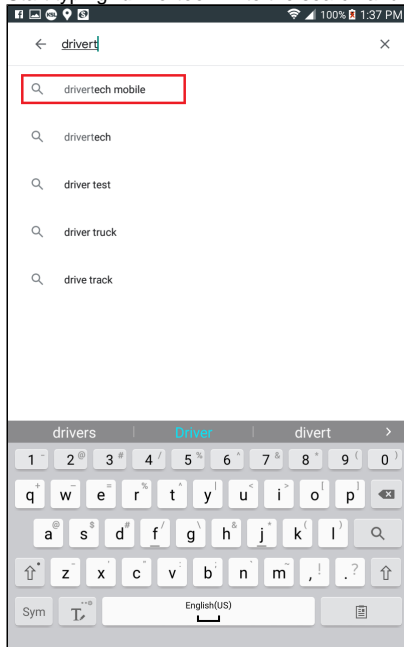
For instructions on using the app, [Click Here](#)

1. Android: From the home page, tap on the **Play Store** icon




DT Mobile App: How to download and open the DriverTech mobile app

2. Start typing "drivertech" into the search and tap on "drivertech mobile" in the results

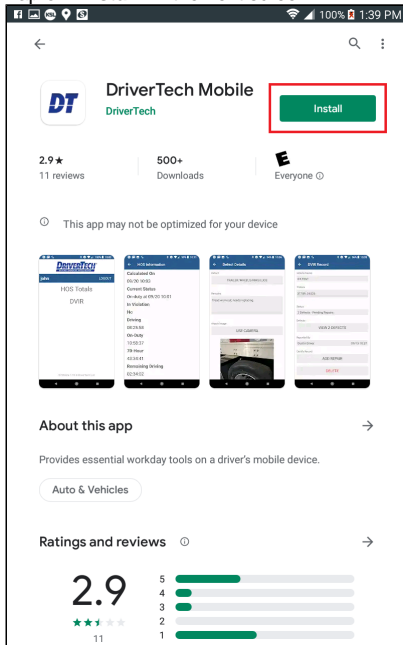


3. Tap on "DriverTech Mobile" in the next screen.

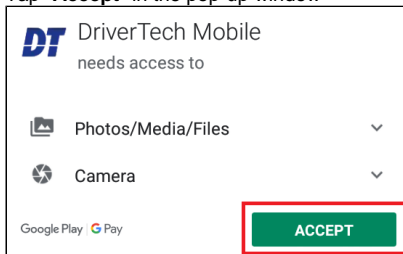


DT Mobile App: How to download and open the DriverTech mobile app


4. Tap on "Install" in the next screen



5. Tap "Accept" in the pop-up window



6. Once the download/install completes, tap on "Open"



7. You can then log in using these instructions: [How-to login to DTMobile](#)
For instructions on using the app, [Click Here](#)

Related articles

- [How does the unit warn for Personal Use limits?](#)
- [How-to send HOS ELD logs to Enforcement Officer for Roadside Audit](#)
- [Why do I see events from other trucks on my log for today?](#)
- [Who can Certify an HOS log?](#)
- [What is Required to Trigger an Auto-Arrival \(Workflow\)?](#)