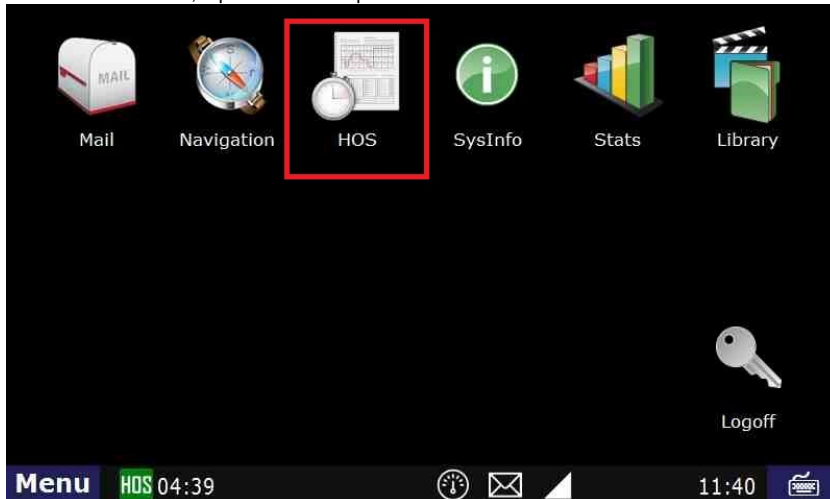


Manually Submit HOS Logs from the ELD

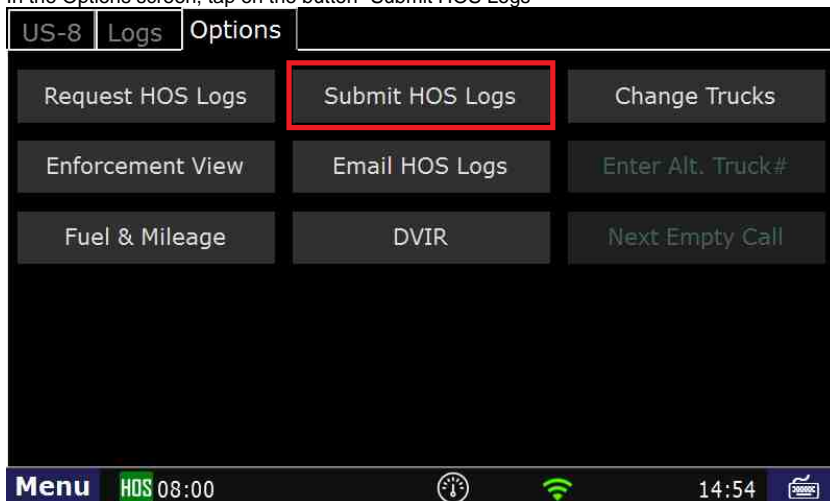
- From the main menu, tap on the HOS option



- From the HOS screen, tap on the Options tab.

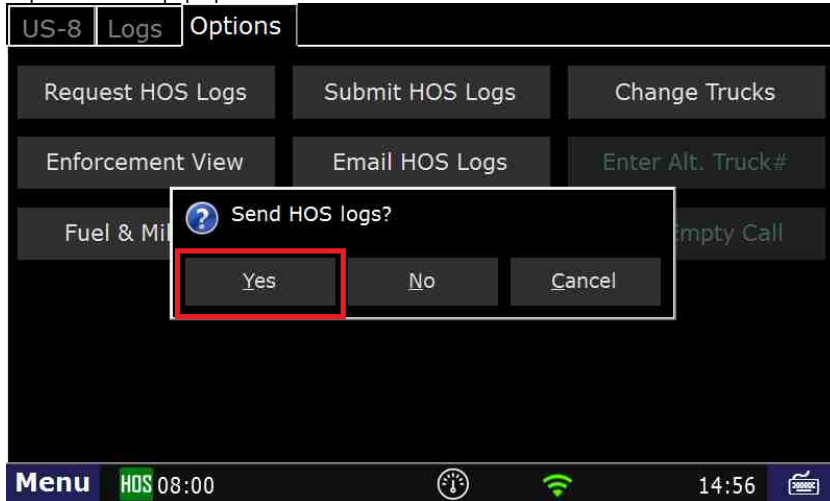


- In the Options screen, tap on the button "Submit HOS Logs"



Manually Submit HOS Logs from the ELD

- Tap Yes at in the pop-up window



- A message will come up, stating that your logs are being transmitted.
- Once that message goes away, you're done.

DriverTech's Technical Support Line: 866-331-8785

Related articles

- [How does the unit warn for Personal Use limits?](#)
- [How-to send HOS ELD logs to Enforcement Officer for Roadside Audit](#)
- [Why do I see events from other trucks on my log for today?](#)
- [Who can Certify an HOS log?](#)
- [What is Required to Trigger an Auto-Arrival \(Workflow\)?](#)